



US, 15 Days · Tailor-made by car

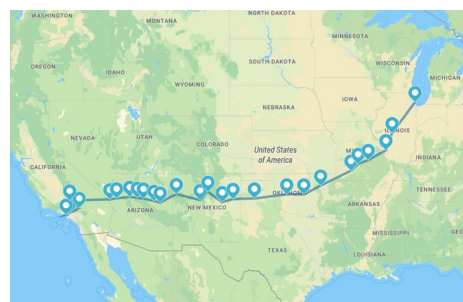
Route 66, from Santa Monica to Chicago

Discover a different way of covering Route 66, starting off from Los Angeles, California. Most people set off from Chicago, so flipping the route on its head will give you a truly unique experience. It's highly recommended, whether it's your first time or a repeat trip and you fancy a different approach. Whatever the reason may be, you'll relish once-in-a-lifetime experiences, such as strolling through Los Angeles, discovering the secrets of the world's largest film industry in Hollywood, or soaking up the vibrant atmosphere of Santa Monica and Venice Beach. This road trip will take you to all the main attractions on almost 4,000 kilometres packed with experiences and opportunities. The many highlights include Williams and the Mojave Desert. A journey that will whisk you through eight states and let you discover magical places inspired by the unmistakable spirit of the "Mother Road" or "The Main Street of America", for many the most famous road trip in the world. A once-in-a-lifetime tour on which you'll meet exceptional figures who have been key in making Route 66 the icon that it is today. People who've dedicated their entire lives to making this trip an unforgettable experience. Ahead of you is a holiday you'll never forget and with experiences unlike anywhere else in the world.

Ready to get started?

Departure date: Departures from June 2026 till May 2027

From: Cork, Shannon, Dublin



Travel details

● DAY 1 · CITY OF ORIGIN - LOS ANGELES - SANTA MONICA

Flight departure from the city of origin to Los Angeles.

After the necessary arrivals and customs formalities, you can pick up your rental car and start enjoying your holiday.

Overnight stay in Santa Monica.

DAY 2 · SANTA MONICA - VICTORVILLE

Breakfast awaits you today on Third Street Promenade, in the heart of Downtown Santa Monica. There are dozens of coffee shops and boutiques in this pedestrianised area, so make sure you have a good mooch around. When you're done, you can head to one of the most magical "piers" on the American West Coast. It's an amazing experience to stroll up and down this pier with an ever-lively atmosphere, with the omnipresent Ferris wheel as a backdrop. From here, you'll get a stunning view of Santa Monica beach in all its immensity. You can amble along the sand, take a dip in the ocean or emulate Pamela Anderson, David Hasselhoff and the rest of the 'Baywatch' crew. The famous series was filmed here and you'll see the original towers of the real lifeguards. The beach is simply amazing. There are always people hanging out and always something to see or do, whether playing a game of "beach volleyball" or watching the street performers on the boardwalk. This will take you up to Venice Beach; you'll have to choose whether you walk, rollerblade or cycle there. And not to mention the network of channels here that exude a certain romanticism similar to the world-famous Italian city. But not only is there water and a fascinating atmosphere, but also some truly impressive graffiti. You can do all this before working out at Muscle Beach, an outdoor gym right on the water. Very close to Venice Beach is one of the most famous high schools of the 1980s, where Sandy and Danny of 'Grease' fame fell in love. Then it's time to hit the road, Jack. You'll be dying to set off on this iconic road trip, so get going and make sure you have enough time to cover the almost 300 kilometres that separate you from today's destination.

Overnight stay in Victorville.

DAY 3 · VICTORVILLE - CALICO - MOJAVE NATIONAL PRESERVE - LAUGHLIN

Before leaving for Laughlin, you can visit your first museum on "Route 66" (also known as the "Mother Road"). Even if you've read up on this legendary journey, the California Route 66 Museum will give you a fascinating insight into the history and secrets surrounding the world's most famous road trip. Afterwards, head over to today's first stop, Barstow. You'll soon get used to this fundamental feature of "Route 66", as in stopping off at all the towns and cities you come across en route. Barstow is an exception. The local attraction is not the Mother Road, but a huge outlet complex. You can fill up your case here with discounted clothing to stay at the forefront of fashion during your trip. After leaving Barstow, you'll get to Calico, a really fascinating ghost town. Although it seems to be a tourist attraction, its nature is nothing but that of an old abandoned mine that, paying an entrance, can be visited. (Note: Admission not included). From here and up to Laughlin, the landscape will be that of the Mojave National Reserve, the first desert of the trip. This is actually one of the largest in the country, but don't worry, because the road has steady traffic and several petrol stations. Anyway, as you'll have seen, it's best to fill the tank up whenever you can and not let your petrol run out. Of course, take heed of the signs you see on the road. If you're advised to turn off the air conditioning for part of the journey, this is because the steep terrain for just over 30 kilometres may overexert your engine and cause it to cut out. That's why these signs are here. Turn off your air conditioning, wind down the windows and enjoy the desert; it's not every day that you get to drive through one! All around here, you'll find signs for the old "Route 66", so immortalise the moment with a souvenir photo. And take advantage of this moment, because it's pretty much a non-stop drive from now on. Before arriving in Needles, turn off the 40 and take the Needles Highway (on which you'll leave California and cross into Nevada) up to Laughlin.

Overnight stay in Laughlin.

DAY 4 · LAUGHLIN - KINGMAN - SELIGMAN - WILLIAMS - FLAGSTAFF

If you had the chance to explore Laughlin yesterday, then it's time to say goodbye and hit the road again. You'll have been soaking up the "Route 66" spirit over the past few days. Today's first stop will be about 40 minutes away. It's Kingman, a genuine oasis within the Mojave Desert in Arizona. You'll be now in the heart of the Route 66, which is why you'll bump into lots of fellow adventurers setting out on the most famous of American road trips. There are lots of places to eat here, too. From this point, you're about two hours away from your ultimate goal. If you fancy, you can stop off in Seligman, take the typical photo of the huge American flag and soak up the vibrant atmosphere of one of the most delightful towns on the entire West Coast. When you're ready, head over to Williams, where you'll find all kinds of Route 66 souvenirs, which keep this town of just over 3,000 inhabitants in business.

You're on the historic "Route 66", so make sure you enjoy to the max. There are only 60 kilometres between Williams and Flagstaff.

Overnight stay in Flagstaff.

● DAY 5 · FLAGSTAFF AND SURROUNDINGS

Several very interesting options are within a stone's throw of Flagstaff. To the north, there are two particular highlights: a trip to Humphreys Peak and a visit to the Sunset Crater Volcano National Monument, a true wonder of nature. And to the south is the Walnut Canyon National Monument, a compendium of remarkable geological formations that centuries ago were the home of Native Indians. As well as being a great choice for being at one with nature, it commands exceptional views, as does the Coconino National Forest, quite possibly the jewel in the crown around here. Coconino regales visitors with stunning landscapes and amazing biodiversity. One of the advantages of places like these is that they're perfectly signposted and it's really easy to follow the trails.

Overnight stay in Flagstaff.

● DAY 6 · FLAGSTAFF - WINSLOW - HOLBROOK - PETRIFIED FOREST NATIONAL PARK - GALLUP

When you tap your route into the GPS, you'll see that the time and distance given differs markedly with reality. That's because by default it will direct you to the Interstate 40, which runs parallel to "Route 66". So, you'll always have to add a little more time to what the GPS says. You'll cross through Winona and Canyon Diablo before reaching Winslow, where you'll find Rock Art Ranch, home to bison, cattle and a true historic wonder: more than 3,000 petroglyphs. These are works of art carved in rock by American natives who lived here 13,000 years ago, although the petroglyphs actually date from 5,000 BC. You have to arrange the visit in advance, but it's well worth it for the sights on view and the chance to meet Brantley Baird, another of the great characters of this trip. Besides owning the ranch and having discovered most of the petroglyphs, he's a great source of knowledge and storyteller. You'll love hearing his tales. Winslow is also famous for the huge "Route 66" sign painted on its main street. Don't miss the opportunity to take pictures with the original signs. And you're not the first to do so (nor will you be the last), so the locals won't even notice your constant clicking. Keep your camera handy, as just 20 kilometres from Holbrook you can stop at the Jack Rabbit Trading Post, where you can meet the most famous rabbit on Route 66. It's huge and you can get a good few photos here. You'll then arrive in Holbrook and, after that, at Petrified Forest National Park. Our suggestion is to spend a few hours visiting it. As its name suggests, you'll find petrified trees here. The setting is amazing and inspiring alike. In fact, a residence has been built here where artists spend seasons in search for inspiration to create their works in different disciplines. What's more, it's a great place for hiking, whether on the time-told trails or on the new routes that are opened up each year. Some of the most thrilling are Red Basin and Martha's Butte, where you can follow the markers or ask for a guide, who will explain all the features of the Petrified Forest. The closer you get to Arizona, the more changes you'll notice in the landscape. So far on the trip, you've been accompanied all day by the Rocky Mountains, but you'll gradually lose sight of them and enter the Great Plains of New Mexico. Actually, when you cross the state border, you'll be very close to today's destination of Gallup. And remember that simply by crossing the border, you'll have lost an hour, as there are different time zones in the two states. If the city of Gallup is famous for something, it's for its costume and souvenir shops. You can buy all the cowboy or Native Indian garments you could ever imagine. Even a bow and some arrows, just in case you fancy reliving your childhood and all those Cowboys and Indians games.

Overnight stay in Gallup.

● DAY 7 · GALLUP - ALBUQUERQUE - SANTA FE

Today, you have a day full of emotions ahead. Route 66 will take you to Albuquerque, a captivating city that cherishes several treasures.

One of them only takes place over three weekends in October and is the Albuquerque Balloon Festival, the largest in the world. Preparations begin at four in the morning and the event goes on late into the night, with illuminated balloons floating across the New Mexico sky.

If you're here at another time of the year, you can always soak up the tranquil atmosphere of the Historic Old Town of Albuquerque. A peace that was interrupted by the filming of the five seasons of "Breaking Bad". So, if you're a fan of the series, you could start off at the most iconic places from the show. You'll be surprised how Albuquerque has become a must-visit for the many fans of the world's most famous chemistry teacher. There is a chance for true devotees, which is to take a tour around iconic places in a camper van just like Walt's on-screen RV. When you finish exploring the city, you can head back on the road en route to Santa Fe. Its Historic District is exquisite. You're in the oldest state capital in the US, and strolling around the environs of the Cathedral of St. Francis of Assisi is an unforgettable experience. The architecture is very unique and, although there are lots of tourists, it still retains the original spirit of "Route 66".

Overnight stay in Santa Fe.

● DAY 8 · SANTA FE - SANTA ROSA - TUCUMCARI - ADRIAN - AMARILLO

Waking up in Santa Fe is a great way to start the day. Framed by the desert landscape typical of New Mexico, this American city surprises the visitor with its historical and cultural wealth. You're striding through lands of inspiration, as testified by the New Mexico History Museum, located in the Palace of the Governors, the New Mexico Museum of Art, the Georgia O'Keeffe Museum... And not forgetting its fascinating galleries and cultural centres. The city is also a magnet for tourists of different profiles and nationalities, including artists and intellectuals, earning it the accolade of the "First UNESCO Creative City in the USA".

After unearthing the charms that this city treasures, it's time to head back on the road. Today is one of the most taxing stretches in terms of kilometres. You'll top the 450 mark, but it's also one of the most exciting on the whole tour. The first stop could be Santa Rosa, where you can take a dip in one of its lakes, weather permitting. Onward then to Tucumcari. You'll see that some stretches are unpaved and others are simply cut off. Don't worry, as there'll always be a diversion to get on to the highway and then return to the Route at the next exit. In fact, you'll soon arrive in Tucumcari, known for its famous murals. They are very original. There are thirty-one in total, so you can take photos of as many as you want. The most spectacular is the one that measures 40 metres long by 7 metres high. You'll see that Tucumcari is a very original place. The unmistakable atmosphere that surrounds its shabby-chic motels and diners will amaze you. On the way to Amarillo, you'll cross the border between New Mexico and Texas and soon reach Adrian. The main attraction of this town is that it's the "Midpoint" of the "Route 66". You're exactly the same distance from Chicago as you are from Los Angeles. Celebrate the fact at the 1950s-style diner here and pick up some souvenirs. And round the day off in Amarillo, where you can savour some excellent BBQ meats at a typical restaurant.

Overnight stay in Amarillo.

● DAY 9 · AMARILLO - CLINTON

Today's drive will take you to Clinton, in the state of Oklahoma. As you set off, you'll be accompanied by huge windmills that generate wind power lining both sides of the road. You'll pass through Groom and McLean on the first part of a wonderful drive. Then comes the town of Shamrock and, shortly afterwards, you'll be getting ready to meet the legend that is Harley, one of today's most fascinating characters. Erick is a small town where Harley, the owner of the City Meat Market, lives. It's not always open, but he lives round the corner and usually pops over as soon as he sees any movement. If he doesn't turn up - long white beard and white head of hair -, ask for him in the neighbourhood, as meeting him will make the day even better. After a good chat with Harley, back on the road on the way to Clinton. But there are still some surprises ahead before rounding off the day, because just a few minutes before your destination is a true jewel of a museum. The Oklahoma Route 66 Museum awaits you with open doors and much to see inside. It's like a small town in which absolutely everything is reproduced, from the train station, the opera house, the tavern and even the typical woman of the time with curlers in her hair. The "Route 66" is full of incredible places and riveting people, such as Harley and hundreds of other anonymous people who make this journey truly unique in the world.

Overnight stay in Clinton.

● DAY 10 · CLINTON - OKLAHOMA CITY - TULSA

The best way to kick-start the day is with a hearty American breakfast, which - like everything here - is on a big scale. Now you've filled your stomach, do the same with the petrol tank of your car, taking advantage of the prices in this state. Our recommendation is to spend part of the day visiting Oklahoma City and then heading off for Tulsa. So, drive over to your first destination and head straight to the Myriad Botanical Garden, one of the most spectacular in the whole world. Many events and activities are held here, so check out the programme to see if anything appealing coincides with your visit. Also amazing are its lakes, but three in particular: Overholser, Hefner and Stanley Draper. The first two are really extraordinary and you'll love strolling along the banks or taking out a boat. If you're here in the second fortnight of September, you're in luck because you'll coincide with the Great State Fair, the event of the year in the city. Spend as long as you fancy in Oklahoma City, but remember that "Route 66" awaits you, as does a certain John Hargrove. Once you've left the city, and time permitting, we seriously recommend a visit to John Hargrove's Place in Arcadia. It's beyond words, thanks, both to the exhibits and the friendly welcome. As with most attractions, public and private, on "Route 66", it's free-of-charge, but it relies on tips to stay in business for all the car fanatics who'll follow in your footsteps. John is one of those characters that you simply have to meet; one of those people who will make this tour truly unique. Plan this last stretch well, bearing in mind that there are some 200 kilometres from Arcadia to Tulsa along "Route 66". You'll pass through towns such as Chandler, Milfay or Sapulpa, where you can stop off to grab a coffee or stretch your legs.

Overnight stay in Tulsa.

● DAY 11 · TULSA - SPRINGFIELD (MISSOURI) - LEBANON - ROLLA

Today's drive is demanding when it comes to kilometres, but totally delectable when it comes to the sheer number of must-sees. The first is Totem Pole Park, which features a highly ornate 30-metre-high totem and will provide some of the most outlandish photo backdrops on the whole tour. If you bump into a local, make sure you ask them to tell you the history of this totem pole, because it's well worth hearing. You can then drive over to Miami (Oklahoma) and explore the Vintage Iron Motorcycle Museum, which includes authentic restored works of art from the two-wheeled world, and take a peek into Coleman Theatre, a building steeped in history. The next two stops on "Route 66" are gas stations, but you'll have to take a slight detour to get to the first one. It is a service station that you'll instantly recognise because the trucks outside are the twin sisters of the stars of the Pixar movie "Cars". Hence its name, "Cars on the Route". The other one is Gary's Gay Parita. This is a mythical gas station that has passed through different hands since 1930. The most famous owner was Gary Turner, who passed away in 2015. Currently, Gary's daughter (alongside her husband) has taken the reins of the business, following in her father's footsteps. If you stop off here, take some time to chat with them about the figure of Mr. Turner and his historical contribution to the "Mother Road". This is a packed day, as you'll be seeing, but you're only just about halfway through. Springfield will be the next stop, where you can spend a few hours leisurely visiting the city, but bear in mind the opening hours of the Route 66 Museum in Lebanon. This is an enchanting place that will help you further understand the spirit surrounding this legendary road.

Overnight stay in Rolla.

● DAY 12 · ROLLA - SAINT LOUIS - SPRINGFIELD (ILLINOIS)

Load up your phone or your iPod with songs by Robert Johnson, Muddy Waters and BB King... and hit the road (Jack!). This is a famous stretch because it forms part of several routes, including the 66 and the 61. That's why you'll be driving alongside dozens of cars that are following the same route as you are. There are bound to be tourists of many different nationalities, so put your multicultural hat on and get to know them at the stops throughout the day. Leave Rolla behind and stop off at Fanning to see the second largest rocking chair in the world. It's spectacular! After wandering around its main streets, it's time to get behind the wheel again. After leaving Fanning, take "Route 66" over to Cuba (Missouri). You can stop here at one of the diners for a snack and admire the murals (many of them original) with a single theme: Route 66. Another wonderful experience will be had at Meramec Caverns, an amazing place that has been open to the public since 1933. It was once the hideout of the famous bandit Jesse James and his gang, and today is a showcase of stalactites and stalagmites. Before arriving in Saint Louis, you can stop off in Eureka. Just a few kilometres before arriving, you'll come across the Route 66 State Park. Once there, seek out the pocket-sized museum that houses original items connected to this legendary road trip. Once in Saint Louis, we suggest you visit Gateway Arch. It lies very close to Eads Bridge, so you can take the chance to visit both places. The bridge is famous for being the first to join both banks of the Mississippi River, which is no mean feat, as one side is in the state of Missouri and the other in the state of Illinois. When you leave, head back just a few kilometres to see the old Chain of Rocks Bridge, a true call to nostalgia. This is a historic bridge that links the two banks of the Mississippi River and, although it was once open to traffic, it's now one of the longest pedestrian bridges in the world. When finished, return to the car because you still have just over an hour's drive to get to Springfield (Illinois). As for attractions, the city is famous for Abraham Lincoln's home, the Capitol and for the beauty of Lake Springfield.

Overnight stay in Springfield.

● DAY 13 · SPRINGFIELD - CHICAGO

The "Route 66" is coming to an end, and there are just a few kilometres and sights left to add to your life experiences. That's why today you should decide whether to carry on with your current 'Route-ine' - as in stopping off at authentic roadside attractions - or head straight to Chicago to spend the day exploring one of America's most fascinating cities. The departure time of your flight tomorrow will probably help you make the decision. Whatever you decide, we suggest you drive non-stop to Towanda and Pontiac. If you're driving in a Pontiac, make sure to visit its museum and admire the murals that adorn certain facades. In Towanda, you can walk along the road that "Route 66" originally followed. The roads around here are very comfortable, so you'll be able to admire the landscape. This includes endless swathes of cornfields which were once the claim of the local mechanics. You can then fill up at the great gas station in Odell and head over to Wilmington, where you can take a photo under the "Gemini Giant", and end up in Braidwood. There are life-size statues of Elvis, Betty Boop or the Blues Brothers here and as diners that will whisk you back to the 1960s. When you get to Joliet, you'll only have an hour left to Chicago, but the Rialto Square Theatre is well worth seeing. Once finished, drive to your final destination and revel in the feat you've just pulled off: an unforgettable trip packed with adventures and emotions. Once in Chicago, work out how long you've got in the city to see the sights. A great starting point is The Loop, the downtown area. Here you'll find Millennium Park, with its gigantic and opulent sculptures. Don't forget to take a picture in front of Cloud Gate or the Crown Fountain. Chicago is one of those cities that wows you wherever you go. Few sensations can be more pleasurable than listening to music in the open air at the Jay Pritzker Pavilion. What's more, The Loop is home to amazing cultural attractions and some of the city's most famous skyscrapers. Another suggestion is to head over to Navy Pier, from where you'll admire some of the very best views of Lake Michigan. (Note: Enjoy the city from another perspective by taking a boat tour on the lake).

Overnight stay in Chicago.

● DAY 14 · CHICAGO - CITY OF ORIGIN

Arrival at the airport with enough time to drop off your rental car and flight back to the city of origin.

Night on board.

● DAY 15 · CITY OF ORIGIN

Arrival. End of the trip and our services.

Your trip includes

Your trip includes

- ✓ Return flight.
- ✓ Stay in selected hotel in Santa Monica - Ca.
- ✓ Selected meal plan in Santa Monica - Ca.
- ✓ Stay in selected hotel in Victorville - Ca.
- ✓ Selected meal plan in Victorville - Ca.
- ✓ Stay in selected hotel in Laughlin - Nv.
- ✓ Selected meal plan in Laughlin - Nv.
- ✓ Stay in selected hotel in Flagstaff - Az.
- ✓ Selected meal plan in Flagstaff - Az.
- ✓ Stay in selected hotel in Gallup - Nm.
- ✓ Selected meal plan in Gallup - Nm.
- ✓ Stay in selected hotel in Santa Fe - Nm.
- ✓ Selected meal plan in Santa Fe - Nm.
- ✓ Stay in selected hotel in Amarillo - Tx.
- ✓ Selected meal plan in Amarillo - Tx.
- ✓ Stay in selected hotel in Clinton - Ok.
- ✓ Selected meal plan in Clinton - Ok.
- ✓ Stay in selected hotel in Tulsa - OK.
- ✓ Selected meal plan in Tulsa - OK.
- ✓ Stay in selected hotel in Rolla - Mo.

- ✓ Selected meal plan in Rolla - Mo.
- ✓ Selected meal plan in Springfield - Il.
- ✓ Selected meal plan in Chicago.
- ✓ Amount of the supplement for collection and return of the vehicle in a different office.
- ✓ Stay in selected hotel in Springfield - Il.
- ✓ Stay in selected hotel in Chicago.
- ✓ Rent-a-car.

Your trip doesn't include

- ✗ Electronic Authorization (ESTA/ETA) to enter in US.
- ✗ Insolvency protection.
- ✗ Resort fee US.
- ✗ Possible toll charges.

Destinations Visited


Los Angeles



Santa Monica - Ca



Victorville - Ca



Mojave - Ca



Laughlin - Nv



Kingman - Az



Seligman - Az




Williams - Az



Flagstaff - Az



Winslow - Az



Holbrook - Az



Gallup - Nm



Albuquerque - New Mexico



Santa Fe - Nm



Santa Rosa - Nm



Tucumcari - Nm



Amarillo - Tx



Clinton - Ok



Oklahoma City - Ok



Tulsa - OK



Springfield - Mo



Lebanon - Mo



Rolla - Mo



Saint Louis - Missouri



Springfield - Il



Chicago



Important remarks

- Tips in US are a common practice.
- Generally in US the accommodation in the triple rooms have two double beds or one double and one single bed and the quadruple accommodation has two double beds.
- Driving in the USA: 1.Overtaking on the right is not only legal but everyone does it. And the sooner you get used to roads with more than five lanes, the better. 2.It is legal (and mandatory) to turn right on a red light when there is a signal to do so. 3. With regard to parking, make sure you check when you can park on the street and never park in front of a fire hydrant (even though there are no signs prohibiting it). If there are lines painted on the road to mark out parking spaces, leave the car right in the middle of them, however huge the gap may seem. Be especially careful in the centre of big cities and don't let the parking meter go over by even one minute (check before paying because there are days of the week or certain times when you don't have to pay). 4.Beware of tolls. They will be indicated with the words toll or turnpike and don't usually have a barrier, so you can drive through them without realising and then receive a fine a few weeks later. Don't drive in FasTrak Only lanes and make sure you have some cash on you, as some tolls are cash-only. 5.Unless you want a ticket and a stern chat from a Highway Patrol Officer, it's best not to drive more than five or ten miles above the maximum speed allowed for the road. If the police end up stopping you, keep your hands on the steering wheel and in sight at all times and don't even think about trying to be funny. 6.We recommend signing up to roadside assistance services and a GPS when you hire a car.
- Consult the entry restrictions and additional requirements for people who have previously traveled to destinations such as Cuba, Iran, Iraq, Yemen, Syria, etc.
- Hotels may charge a Resort Fee charge that must be paid directly at the destination. The amount can vary between approximately \$15 and \$65 per room per night. This charge is indicative and may be modified depending on the establishment's policy.
- Check-in time at the hotel on the day of arrival depends on each establishment, but in no case will it be before 3:00 p.m., unless otherwise indicated.
- The proposed excursions and tours for each day are purely suggestions, as you can tailor the trip to suit your times, tastes and needs.
- A credit card is considered a guarantee, so sometimes you will need one for check-in at hotels.
- Hotels usually have cots available. Otherwise, babies will have to share a bed with an adult.
- To pick up your rental car, you'll need a credit (not debit) card in the name of the person who made the booking, who must also be the named driver of the vehicle.
- Consult the necessary documentation to enter the destinations visited and for transit in the countries where air stopovers are made.
- You must give notice that you are going to cross the border while collecting the vehicle. Authorisation may be required to drive through certain countries or areas/states (as is the case in the US and Canada). Depending on the conditions set out in the rental contract and the company hired, you might be charged a surcharge payable at the destination office.