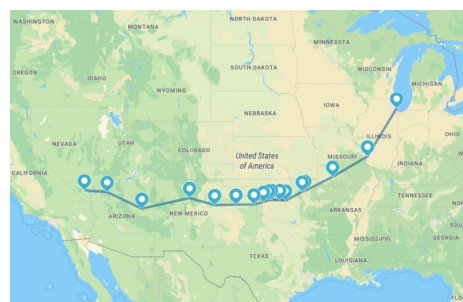




US, 14 Days · Tailor-made by car

## Route 66, from Chicago to Las Vegas

Route 66 is a myth in itself, an icon within the United States. Not surprisingly so. Americans call it the Mother Road because it's one of the original federal highways and crosses a large part of the country. It's a legendary and highly attractive route. A wonderful and magical road trip that you'll never forget. 3,945 thrilling kilometres along which you'll come across enchanting and exciting places that will enamour and enthrall you. What's more, you'll also get the chance to meet fascinating people en route. Some will be following the same road trip as you, and others will be trying to retain the original Route 66 spirit, either with their businesses or with their simple testimony. Make sure you ask them about the best-kept secrets of the Main Street of America (another nickname for the road). This is a trip with a huge degree of freedom, as you can stop off wherever you want, even in places that don't show up on the map. But don't worry, as Route 66 is perfectly signposted and usually runs parallel to a highway, meaning that you can make up time if you get carried away somewhere. You'll also have the chance to visit two major cities (Chicago and Las Vegas) and spend a night in the Grand Canyon, an authentic wonder of nature. Remember that you can map out a custom trip at your own pace, with the chance to extend your overnight stays wherever you fancy. Any more must-sees? The list is long, although highlights do include Saint Louis, Springfield (the origin of Route 66), Oklahoma, and Santa Fe (the oldest city in the US and one of the most beautiful in the state of New Mexico). The 'Route 66 from Chicago to Las Vegas' tour is one of the most famous and authentic road trips in the whole world. Why wait any longer to hit the road and discover all its secrets?



**Departure date:** Departures from May 2026 till May 2027

**From:** Dublin, Shannon, Cork

### Travel details

#### ● DAY 1 · CITY OF ORIGIN - CHICAGO

Flight departure from the city of origin to Chicago.

After the necessary arrivals and customs formalities, you can pick up your rental car and start enjoying your holiday. You'll have the rest of the day free to explore one of the most interesting cities in the USA. And savour its delicious cuisine.

Overnight stay in Chicago.

## ● DAY 2 · CHICAGO

If you're a lover of New York, you'll experience split emotions as soon as you set foot in Chicago. It's also a city of skyscrapers, but with a vitality and character that may make you unfaithful to the Big Apple for a few hours. The Loop is the central business district or downtown of Chicago.

Here you will find the Millennium Park, with its gigantic and opulent sculptures, which will make you wonder why you don't have a similar park in your own city.

Don't forget to take a picture in front of Cloud Gate or the Crown Fountain. And get ready to take quite a few more! Chicago is one of those cities that wows you wherever you go. Few sensations can be more pleasurable than listening to music in the open air at the Jay Pritzker Pavilion. What's more, The Loop is home to amazing cultural attractions and some of the city's most famous skyscrapers. From here you can also access the Navy Pier, a wonderful way to start the day. It opens at 10.00 am and commands one of the most outstanding views over Lake Michigan, as well as the child-friendly activities in the city. The Ferris wheel and Chicago Children's Museum are always a safe bet. From here, you can catch any of the boats that offer a laid-back tour of Lake Michigan. (Note: Tour not included). To see the city from another perspective, nothing better than heading up the Willis Tower (formerly known as Sears Tower), more than 400 metres high. You can marvel at the modernity of one of America's most captivating cities. A major landmark you'll see from here is Michigan Avenue, aka the "Magnificent Mile". When you get back down, you can make your way over there. You'll find exclusive boutiques, an array of restaurants and a very select atmosphere. This neighbourhood is also the perfect place to admire the urban architecture. You don't have to be an expert in the discipline to enjoy walking up and down South Michigan Avenue or State Street. South of The Loop, art lovers will come across the best museums in the city. Our favourites are The Art Institute of Chicago - where time seems to have stood still among its valuable works of art - and the Field Museum of Natural History, where you can 'meet' the famed T. rex Sue. Don't forget to ask after her! (Note: to enter museums and avoid queues at Chicago's main attractions, many visitors choose to buy the CityPass. Work out if it's worth the cost, but think how much time you'll save queuing, which you can then spend exploring other parts of the city). To round off the day, nothing better than strolling through Lincoln Park, to the north of the city.

The atmosphere is wonderful; in fact, you will probably spend longer here than you had intended. You'll be hooked! Its top attractions are the Zoo and the Caldwell Lily Pool. At night, soak up the atmosphere at the city's famous jazz clubs.

Overnight stay in Chicago.

### ● DAY 3 · CHICAGO - ST. LOUIS

Before setting off to Saint Louis, take the opportunity to see anything you missed yesterday or head over to the University of Chicago and Hyde Park. Bear in mind, though, that there are almost 500 kilometres to Saint Louis. It is almost five hours on Highway 55, so load up your phone or your iPod with songs by Robert Johnson, Muddy Waters, BB King...

And hit the road (Jack!).

This is a famous stretch because it forms part of several routes, including the 66 and the 61. That's why you'll be driving alongside dozens of cars that are following the same route as you are. There are bound to be tourists of many different nationalities, so put your multicultural hat on and get to know them at the stops throughout the day. It'll make the journey more enjoyable and you may end making friends who live on the other side of the planet. Your first stop could be Joliet. You'll have only left Chicago an hour ago, but the Rialto Square Theatre is well worth seeing. If you think it's too early on to stop, stay on the road to Wilmington (where you can take a photo under the Gemini Giant) or Braidwood. There are life-size statues of Elvis, Betty Boop or the Blues Brothers here, as well as diners that will whisk you back to the 1960s. As you'll have noticed, filling up the tank isn't a problem here. You don't have to worry about the needle entering the red bit, as there are gas stations even in smaller towns. A great example is the one you'll find in Odell. You'll want to stop off to fill up! Another tip is to use a good GPS. Route 61 is perfectly signposted, but it will be very useful if you make a detour to visit something. Road crossings are so frequent that you'll appreciate some help at times. The stops at Pontiac and Towanda are optional, but still attractive. If you're driving in a Pontiac, make sure to visit its museum and admire the murals that adorn certain facades. In Towanda, you can walk along the road that "Route 66" originally followed. You will be captivated by a mixture of nostalgia and pure magic. The roads around here are very comfortable, so you'll be able to admire the landscape. This includes endless swathes of cornfields which were once the claim of the local mechanics. Depending on the time you arrive, Springfield is a great place for lunch. Don't be surprised to see lots of fast food places. You could give in to temptation or look for a local restaurant where you can savour typical American salads or classic hot dogs. As for attractions, the city is famous for Abraham Lincoln's home, the Capitol and for the beauty of Lake Springfield. From here to Saint Louis, there's an hour and a half on the road, so we recommend doing it non-stop, so you have time to visit the city. Baseball and blues are the two icons of Saint Louis, but there's a third one: the Gateway Arch. It lies very close to Eads Bridge, so you can take the chance to visit both places. The bridge is famous for being the first to join both banks of the Mississippi River, which is no mean feat, as one side is in the state of Missouri and the other in the state of Illinois. To end the day, nothing better than finding a bar that brews its own beer. There are quite a few, so you won't struggle to find one. For dinner, a good option is to venture into The Hill, home to many Italian restaurants. And we're not talking about any old Italian dish, as some of the world's top chefs work here. You simply can't come to Saint Louis and not listen to live blues at a bar or club. Ask around to find out the most popular one at the moment, which will probably be in the neighbourhood of Soulard, and enjoy the experience.

Overnight stay in Saint Louis.

## ● DAY 4 · SAINT LOUIS - SPRINGFIELD

You are on "Route 66" and that has to be noticed. Today, we'll continue exploring the picturesque countryside of Missouri until reaching the city of Springfield, recognised as the origin of "Route 66" in 1926 and also famous for being the birthplace of Mark Twain. The perfect starting point is just a few kilometres back, the old Chain of Rocks Bridge, a true call to nostalgia. This is a historic bridge that links the two banks of the Mississippi River and, although it was once open to traffic, it's now one of the longest pedestrian bridges in the world. Crossing it involves a halo of mystery that will whisk you back to the original spirit of "Route 66". Almost two kilometres separate the states of Illinois and Missouri, which provide you with a magical moment. Sit on the banks and dream of blues and jazz. When you've finished, head back to the car, blast out the music and drive towards Eureka. Just a few kilometres before arriving, you'll come across the Route 66 State Park. Look for the Visitor Centre and head straight in. It showcases original items of the "Mother Road", as "Route 66" is known in the United States. All day today, you'll be driving parallel to the highway, sometimes on the left and sometimes on the right (having crossed bridges). So, don't trust the times given by your GPS, as they tend to reflect the highway route. But don't worry that today you will have an easy and comfortable day. You can stop off wherever you want, taking advantage of your choice of a self-drive holiday. You're free as a bird, so enjoy! Wind down the windows and breathe in the fresh air. You'll pass through Villa Ridge and arrive at Meramec Caverns, an amazing place that has been open to the public since 1933. It was once the hideout of the famous bandit Jesse James and his gang, and today is a showcase of stalactites and stalagmites. Following the route, the next stop is Cuba. Yes, there's a place called Cuba in Missouri! It's known as "Mural City", and you'll soon understand why. Stop at one of the diners for a snack and admire the murals (many of them original) with a single theme: "Route 66". Everything here is "Route 66" to the max. If you like the weird and wonderful, stop off at Fanning to see the second largest rocking chair in the world. It's spectacular! And don't forget to take a picture in front of it to show everyone back home; otherwise, they'll never believe you. In Lebanon, you can have a bite to eat and mooch around the Route 66 Museum. You'll love it, maybe even as much as filling up at the gas stations along the Route. They're fantastic and full of stories, which the pump attendants will happily tell if you ask them nicely. By Lebanon, you'll have almost 90 kilometres left to get to Springfield, so you're close to the end of the stretch. When you reach your destination, enjoy your free time and get to know the city at your own pace. That said, one of the most fascinating things you can do here is to visit Pythian Castle at night to see whether the legend about its ghosts is true. Overnight stay in Springfield.

## ● DAY 5 · SPRINGFIELD - CATOOSA - TULSA - OKLAHOMA CITY

The best way to kick-start the day is with a hearty American breakfast and a quick refuel, meaning you can leave Springfield on a full stomach and a full tank. An amazing day lies ahead: out-and-out "Route 66". Five hundred fascinating kilometres skirting the highway, with the first must-see being Gay Parita. This is a mythical gas station that has passed through different hands since 1930. The most famous owner was Gary Turner, who passed away in 2015. Today, Gary's daughter (alongside her husband), has taken the reins of the business, following in her father's footsteps. If you stop off here, take some time to chat with them about the figure of Mr. Turner and his historical contribution to the "Mother Road". People like these are one-of-a-kind! The next suggestion is also a gas station. You'll have to make a slight detour, but it's well worth it. It is a service station that you'll instantly recognise because the trucks outside are the twin sisters of the stars of the Pixar movie "Cars". Hence its name, "Cars on the Route". It has a wonderful little restaurant where you have a quick coffee before continuing your drive through Kansas. It actually won't be long until you arrive at Brush Creek Bridge, an immaculate white bridge where you can take a picture of the "Route 66" sign painted on the road. All these places are magical and cherish thousands of stories, so don't hold back from asking a local to tell you about them. On with our journey. You'll leave Kansas with nostalgia and cross into Oklahoma, where undulating pastures await you, although much of the original Route 66 has been paved over again and now follows the standard highway. It's a shame for romantics, but you'll make up the time you end up spending at all the stops. The first one in Oklahoma could be the Vintage Iron Motorcycle Museum in Miami - the Miami here in Oklahoma, not the Florida one - which includes authentically restored works of art from the two-wheeled world. Here, you can also visit the Coleman Theatre and eat at one of the best burger bars on "66". Quite a lot. Then, you can hit the road again to Totem Pole Park, which features a highly ornate 30-metre-high totem. En route to Oklahoma, you'll pass through Catoosa, where you can take a picture at the Blue Whale, and then Tulsa, where we recommend a visit to the Gilcrease Museum, which houses the most comprehensive collection of art and artefacts of the American West. Tulsa is also nicknamed the Oil Capital of the World. So much so that we advise you to fill up your tank in the city, as in few other places will you find petrol as cheap as here. With the dollars you save, buy yourself a souvenir! If you're short of time, take the highway and cover part of the journey more speedily. This also means that you get more time at the stop-offs. To round off the day, and particularly if you're a car fan, you can visit John Hargrove's Place in Arcadia. It's beyond words, thanks, both to the exhibits and the friendly welcome. As with most attractions on "Route 66", it's free-of-charge, but it relies on tips to stay in business for all the car fanatics who'll follow in your footsteps. A few kilometres later, you'll arrive in Oklahoma City. This is the city of cowboys and is spectacular at night when it's all lit up. The liveliest areas are Midtown and Metro Park. Overnight stay in Oklahoma City.

## DAY 6 · OKLAHOMA CITY - EL RENO - WEATHERFORD - CLINTON - ELK CITY - AMARILLO

You're making your way across the Great Plains of the US along the most authentic interstate route in the country, so your excitement levels must be through the roof by now.

Today, you'll penetrate the heart of America, driving past crossroad settlements, gas stations, old-school stores and retro motels that narrate the story of the "Mother Road". Let's get going!

You'll be driving through the states of Oklahoma and Texas, on what will probably be one of your favourite "Route 66" days. Before leaving Oklahoma City, it's time to have breakfast. And the best way is to savour the delicious fried pies so typical here! You can also get a take-out to enjoy at today's first stop, Lake Overholser Bridge, a wonderful place where you'll wish you could have a picnic every weekend of the year.

Fields, a lake and a bridge in the background. What more could you ask for? When you feel like it, head back on the road and continue the route through El Reno, Weatherford and Clinton. You'll notice how the landscape drastically changes after you cross the state border, with wind energy mills becoming a mainstay. Just a few minutes before Clinton, watch out for a true jewel of a museum. The Oklahoma Route 66 Museum awaits you with open doors and much to see inside. It's like a small town in which absolutely everything is reproduced, from the train station, the opera house, the tavern and even the typical woman of the time with curlers in her hair. Everything is meticulously reproduced, so the entrance fee is well worthwhile.

Route 66 is full of incredible places, but also fascinating people, such as Gary Turner (you probably met his daughter and son-in-law yesterday) and hundreds of other anonymous people who make this journey truly unique in the world. Well, if you're lucky, Erick will be waiting for you after turning off at Exit 11, just past Elk City. He lives in the small town of Erick and is a local superstar, thanks to being the owner of the City Meat Market. It's not always open, but he lives round the corner and usually pops over as soon as he sees any movement. If he doesn't turn up - long white beard and white head of hair -, ask for him in the neighbourhood, as meeting him will make the day even better. After a good chat with Harley, back on the road on the way to Texas, passing through Shamrock, where you can pull over at today's most fascinating gas stations. You'll then drive through McLean and Groom before arriving in Amarillo. This last stretch is wonderful, not just because of the atmosphere in the air, but also because you'll always have the sun in the background, looking west, and you'll be accompanied by the huge windmills lining both sides of the road. At the end of the day, probably quite late on, you'll arrive in Amarillo, where you can unwind and have some dinner. Make sure you try the typical BBQ meats here.

Overnight stay in Amarillo.

## DAY 7 · AMARILLO - TUCUMCARI

Today will be the halfway point of your trip, so hit the road and get ready to enjoy a whole load of fascinating places today. The first is Cadillac Ranch, where you can spray-paint one of the twelve Cadillacs buried nose-first in the ground. You can buy spray cans at a store in Amarillo stores or right here on site. Take your pick! It will definitely be an ephemeral piece of art, because hundreds of people pass through here every day and will probably paint over your creation, but hey ho! You'll have fun painting whatever takes your fancy, even dedicating something to your loved ones and immortalising it in a photo. When your inspiration runs out, head over to Adrian. In itself it has no charm, except that it's the Midpoint of the "Route 66". You're exactly the same distance from Chicago as you are from Los Angeles. Celebrate the fact at the 1950s-style diner here and pick up some souvenirs. When you get back on the road, you'll see that some stretches are unpaved and others are simply cut off. Don't worry, as there'll always be a diversion to get on to the highway and then return to the Route at the next exit. Just 40 kilometres from Adrian, you'll leave Texas and cross into New Mexico, the sixth state since setting off from Chicago. Not bad at all. Just over the border is Tucumcari, one of the best-preserved villages on "Route 66" and dotted with ranches and farms full of history. This place is also famous for its highly creative murals. They are very original. There are thirty-one in total, so you can take photos of as many as you want. The most spectacular is the one that measures 40 metres long by 7 metres high. You'll see that Tucumcari is a very original place. The unmistakable and colourful atmosphere that surrounds its motels and diners will amaze you. Overnight stay in Tucumcari.

## ● DAY 8 · TUCUMCARI - SANTA FE

From Tucumcari, you can drive over to Santa Rosa. Depending on the time of year, put on your swimwear and take a dip in one of its lakes. From here, we recommend veering off "Route 66" for a while and taking the highway to Santa Fe as it's worth getting there quicker to explore its historic district. It's the oldest state capital in the US and one of the most picturesque cities in New Mexico. Strolling around the environs of the Cathedral of St. Francis of Assisi is an unforgettable experience. The architecture is very unique and, although there are lots of tourists, it still retains the original spirit of "Route 66". Overnight stay in Santa Fe.

## ● DAY 9 · SANTA FE

Today, you'll continue discovering the charms of Santa Fe. We recommend strolling through some of the historic districts and taking a trip back in time thanks to the original adobe buildings found there. Discover its art galleries, visit traditional or contemporary art museums, or go shopping in the attractive retail area. Another recommendation? Try the local cuisine at a gourmet restaurant. Overnight stay in Santa Fe.

## ● DAY 10 · SANTA FE - ALBUQUERQUE - HOLBROOK (OPTIONAL VISIT TO PETRIFIED FOREST NATIONAL PARK)

Waking up in Santa Fe is a great way to start the day and you can have a relaxing morning, unless your trip falls in the month of October. This is when the "Albuquerque Balloon Festival" (the largest in the world) takes place over three weekends. Preparations begin at four in the morning and the event goes on late into the night, with illuminated balloons floating across the New Mexico sky. It's a fascinating sight and make sure you experience it, even if just for a few hours. You won't regret it! If you're here at another time of the year, have a leisurely breakfast and get ready to continue enjoying "Route 66", but starting off now in the west. Our first stop will be Albuquerque. There are around 100 kilometres, which we recommend doing non-stop to get to the Historic Old Town of Albuquerque for a stroll. It'll remind you of Santa Fe, both for the type of buildings and the air of tranquillity found here. A peace that was interrupted by the filming of the five seasons of "Breaking Bad". So, if you're a fan of the series, you could start off at the most iconic places from the show. First stop could be the house of Walt, the lead character, and then simply follow the hordes of people, as Albuquerque has for some time been a must-visit for the many fans of the world's most famous chemistry teacher. True devotees can even take a tour around iconic places in a camper van just like Walt's on-screen RV. When finished, hit the road again and head for Gallup. You'll pass through Mesita and Grants, but there's not much to see there. In Gallup, however, fans of costumes and souvenirs will be bowled over by the vast array of stores. You can buy all the cowboy or Native Indian garments you could ever imagine. Even a bow and some arrows, just in case you fancy reliving your childhood and all those Cowboys and Indians games. When you leave Gallup behind and can no longer see it in your rear-view mirror, you'll notice how the landscape begins to change. This means you've already crossed into Arizona! So, bid farewell to endless plains and say howdy to the Rockies and voilà! You'll have gained an hour just by stepping foot in your seventh state on this tour. Remember that Arizona is one hour behind New Mexico, so you get to enjoy an extra sixty minutes on your own "Route 66". Our suggestion is to spend it in Petrified Forest National Park. It's home to one of the world's largest concentrations of petrified wood and 1,300-year-old archaeological excavations. You could try to compare and contrast it with the immensity of the Grand Canyon that you'll explore tomorrow. If you feel insignificant here, imagine there! The road that winds through the National Park comes out in Holbrook, where you'll be spending the night today. Overnight stay in Holbrook.

## ● DAY 11 · HOLBROOK - GRAND CANYON

It's good to get up early today and spend as little time as possible on the road, as the Grand Canyon, one of the world's most amazing natural wonders, lies ahead.

Twenty kilometres from Holbrook is the Jack Rabbit Trading Post, where you can meet the most famous rabbit on the Route. It's huge and you can get a good few photos here. A further twenty kilometres on, you'll reach the town of Winslow, famous for the huge "Route 66" sign painted on its main street. As today is all about photos, you can spend a few minutes immortalising this moment. From this point, we recommend taking Highway 40 and covering the stretch to the Grand Canyon comfortably along the 89 and the 64. There are 200 kilometres, or two hours, of road ahead before reaching one of the most incredible places on the planet. After driving through the main entrance, you'll instantly feel at one with nature. Everything is so mind-blowing that at times it can even overwhelm you. By definition, a "canyon" results from the weathering and erosion of the land caused by a river over thousands of years. Here, that definition falls short. The Colorado River has created a true work of art by moulding the land like a potter who creates a sculpture for public enjoyment. You'll arrive first at Grand Canyon Village. (Note: Admission not included. Work out whether the annual pass for all National Parks is actually worth buying, not because you're going to return, but because you might save money just by visiting three different parks). From here, simply hop from viewpoint to viewpoint and take it all in. In fact, you can leave your car parked in the Visitor Center and get carried away literally on one of the free buses that run through the most interesting places in the area. Whatever you fancy. You might not enjoy the freedom of your own vehicle, but you will be able to unwind and know for sure that you're not missing out on anything, especially since there are places that are only open to these buses. There are several lines, so you just have to choose the one that takes your desired route. However, this isn't the only way to visit the Grand Canyon. More and more people are choosing to take a helicopter tour to admire this miracle of nature in all its glory. Just make sure you make the most out of the park and you'll take home some amazing memories. Another option is to hike along some of the signposted trails. That said, find out the average duration of the hikes as they tend to be designed for more than one day. To start rounding off the day, nothing better than admiring the sunset to the west and enjoying a true feast for the eyes. Think that you're experiencing once-in-a-lifetime moments and witnessing one of the world's very best sunsets.

But don't think that the day ends here. As you'll be sleeping in the area tonight, you'll have the privilege (weather permitting) to gaze at a starry sky unlike one you'll have ever seen before. Light pollution is zero and you'll see stars, constellations and everything else the skies may cherish.

Overnight stay in the Grand Canyon.

## ● DAY 12 · GRAND CANYON - HOOVER - LAS VEGAS

If you love sunrises, get up early to be able to collect the one that is considered the best on the planet. Watching the sun rise in the Grand Canyon is a sight you'll never forget. After adding this to your life experiences, you can go on with your journey. If you've chosen to spend an extra night in this jaw-dropping expanse, today you could hike along some of the trails that we mentioned yesterday or take part in some adventure sports. The most spectacular, without a shadow of doubt, is rafting. Hurling down the rapids on a whitewater raft is pure adrenaline and another way of exploring the secrets of the Grand Canyon. The final option for today is a visit to North Rim, the northernmost part of the Grand Canyon. It's also the most rugged part and often closed in the winter months due to snowfall, so it's only recommended if you're travelling in the warmer months of the year. If you haven't extended your stay, then set off for Las Vegas, in the state of Nevada. You'll be driving along one of the best-preserved stretches of "Route 66", so enjoy the trip! A must-see is the Hoover Dam, built in honour of Herbert Hoover, who played a fundamental role in its construction, first as Secretary of Commerce and then as President of the United States. Arrival in the so-called Sin City with its 24-hours gambling and amazing international world-class shows. Call first at your hotel to have a good mooch around the facilities on offer. Sure, it will be well worthwhile! When you're ready, you can start off by heading down The Strip. You'll bump into hundreds of stag dos trying to emulate the stars of "The Hangover" and dozens of people handing out flyers. Take it easy, as the distances are vast and it'll take some time to get through everything you've highlighted on your map. A map that includes the entire world, as walking along this street will take you to the Eiffel Tower, the Statue of Liberty, the canals of Venice and the pyramids of Egypt. Before heading back to the hotel, you can also watch the water show at Bellagio Casino. Litres and litres of water frolicking to the music with a combination of lights and colours that will mesmerise you. The shows aren't always the same, so you can stay on to watch another one. Bellagio isn't the only venue for a free show. Some of the big hotels also have one. When you eventually get back to yours, try your luck at the casino or on the slot machines. Overnight stay in Las Vegas.

## ● DAY 13 · LAS VEGAS - CITY OF ORIGIN

Arrival at the airport with enough time to drop off your rental car and flight back to the city of origin.

Night on board.

## ● DAY 14 · CITY OF ORIGIN

Arrival. End of the trip and our services.

## Your trip includes

---

### Your trip includes

- |   |  |   |
|---|--|---|
| ✓ Return flight.                                    | ✓ Stay in selected hotel in Chicago.       | ✓ Selected meal plan in Chicago.                |
| ✓ Stay in selected hotel in Saint Louis - Missouri. |  | ✓ Selected meal plan in Saint Louis - Missouri. |
| ✓ Stay in selected hotel in Springfield - Mo.       |  | ✓ Selected meal plan in Springfield - Mo.       |
| ✓ Stay in selected hotel in Oklahoma City - Ok.     |  | ✓ Selected meal plan in Oklahoma City - Ok.     |
| ✓ Stay in selected hotel in Amarillo - Tx.          | ✓ Selected meal plan in Amarillo - Tx.     |   |
| ✓ Stay in selected hotel in Tucumcari - Nm.         | ✓ Selected meal plan in Tucumcari - Nm.    |   |
| ✓ Stay in selected hotel in Santa Fe - Nm.          | ✓ Selected meal plan in Santa Fe - Nm.     |   |
| ✓ Stay in selected hotel in Holbrook - Az.          | ✓ Selected meal plan in Holbrook - Az.     |   |
| ✓ Stay in selected hotel in Grand Canyon - Az.      | ✓ Selected meal plan in Grand Canyon - Az. |   |

- ✓ Stay in selected hotel in Las Vegas.
- ✓ Selected meal plan in Las Vegas.
- ✓ Rent-a-car.
- ✓ Amount of the supplement for collection and return of the vehicle in a different office.

Your trip doesn't include

- ✗ Electronic Authorization (ESTA/ETA) to enter in US.
- ✗ Insolvency protection.
- ✗ Resort fee US.
- ✗ Possible toll charges.

## Destinations Visited

Chicago



Saint Louis - Missouri



Springfield - Mo



Catoosa - Ok



Tulsa - OK



Oklahoma City - Ok



El Reno - Ok



Weatherford




Clinton - Ok



Elk City - OK




Shamrock



Amarillo - Tx



Tucumcari - Nm



Santa Fe - Nm





Holbrook - Az



Grand Canyon - Az



Las Vegas



## Important remarks

---

- Tips in US are a common practice.
- Generally in US the accommodation in the triple rooms have two double beds or one double and one single bed and the quadruple accommodation has two double beds.
- Driving in the USA: 1.Overtaking on the right is not only legal but everyone does it. And the sooner you get used to roads with more than five lanes, the better. 2.It is legal (and mandatory) to turn right on a red light when there is a signal to do so. 3. With regard to parking, make sure you check when you can park on the street and never park in front of a fire hydrant (even though there are no signs prohibiting it). If there are lines painted on the road to mark out parking spaces, leave the car right in the middle of them, however huge the gap may seem. Be especially careful in the centre of big cities and don't let the parking meter go over by even one minute (check before paying because there are days of the week or certain times when you don't have to pay). 4.Beware of tolls. They will be indicated with the words toll or turnpike and don't usually have a barrier, so you can drive through them without realising and then receive a fine a few weeks later. Don't drive in FasTrak Only lanes and make sure you have some cash on you, as some tolls are cash-only. 5.Unless you want a ticket and a stern chat from a Highway Patrol Officer, it's best not to drive more than five or ten miles above the maximum speed allowed for the road. If the police end up stopping you, keep your hands on the steering wheel and in sight at all times and don't even think about trying to be funny. 6.We recommend signing up to roadside assistance services and a GPS when you hire a car.
- Consult the entry restrictions and additional requirements for people who have previously traveled to destinations such as Cuba, Iran, Iraq, Yemen, Syria, etc.
- Hotels may charge a Resort Fee charge that must be paid directly at the destination. The amount can vary between approximately \$15 and \$65 per room per night. This charge is indicative and may be modified depending on the establishment's policy.
- Check-in time at the hotel on the day of arrival depends on each establishment, but in no case will it be before 3:00 p.m., unless otherwise indicated.
- Almost all National Parks have an information centre for visitors with very friendly and welcoming rangers, always willing to do everything possible for tourists to enjoy their visit. Most of the parks have routes, hiking trails, parking spaces, toilets, kiosks, restaurants, guided tours, donkey or horse tours and educational centres.

The National Park Service runs a great website with excellent information about its parks: [www.nps.gov](http://www.nps.gov). We recommend buying an Annual Pass (cost \$80) if you plan to visit two or more national parks (entrance to a national park with a car usually costs about \$35). This pass is valid for one year from the date of purchase. At parks that charge a fee per vehicle, the pass covers the holder and the passengers in a private vehicle. At parks that charge fees per person, the pass covers the holder and three more passengers (children under sixteen have free admission). For further information about National Park Passes, visit [www.nps.gov/fees\\_passes.htm](http://www.nps.gov/fees_passes.htm). You can buy the pass at the entrance to many parks (list here: <https://store.usgs.gov/s3fs-public/PassIssuanceList.pdf>) or online (<https://store.usgs.gov/pass>). Within the typical west coast route, there are several iconic must-visit parks that aren't included in this pass, such as Antelope Canyon and Monument Valley, so you have to pay for admission separately.

- The proposed excursions and tours for each day are purely suggestions, as you can tailor the trip to suit your times, tastes and needs.
- A credit card is considered a guarantee, so sometimes you will need one for check-in at hotels.
- Hotels usually have cots available. Otherwise, babies will have to share a bed with an adult.
- To pick up your rental car, you'll need a credit (not debit) card in the name of the person who made the booking, who must also be the named driver of the vehicle.
- Consult the necessary documentation to enter the destinations visited and for transit in the countries where air stopovers are made.
- You must give notice that you are going to cross the border while collecting the vehicle. Authorisation may be required to drive through certain countries or areas/states (as is the case in the US and Canada). Depending on the conditions set out in the rental contract and the company hired, you might be charged a surcharge payable at the destination office.